


ELEVATE YOUR STANDARDS



**MEZZANINE
SYSTEMS**



**MATERIAL LIFTS
(VRCs)**



**GUARDING
PRODUCTS**



...WHEN QUALITY MATTERS.

Wildeck® provides material handling solutions that meet specific customer needs with designs tailored to your individual requirements. We don't design jobs using just any materials; we design in the strength, durability, and quality your jobs require. We solve your material handling problems right...the first time.




Quality Products Made in the USA

Wildeck is recognized as an industry leader and quality manufacturer of mezzanines, material lifts (VRCs), and guarding products, and Wildeck continues to expand its

products and capabilities. All Wildeck products are made in the USA. They are designed to improve the efficiency and competitiveness of small to large industrial, commercial, and government facilities nationwide.


- ▶ **Mezzanines** for optimum utilization of existing overhead space.
- ▶ **Vertical Reciprocating Conveyors** material lifts, freight lifts, mezzanine lifts.
- ▶ **Safety Guarding Products** including industry-leading Wilgard® guard rail, Wildeck® rack protectors, column protectors, machine guards, bollards, pedestrian pass-thru gates, and safety gates.
- ▶ **Mezzanine Options** including code-compliant railings, stair systems, stair towers, crossovers, catwalks, safety ladders, mezzanine access gates, and more.



Keeping Customers

No other material handling supplier can provide a higher level of customer support, problem solving, error resolution, and flexibility than Wildeck. We work closely with a strong network of qualified representatives and

systems integrators to provide products, systems, and services that keep customers coming back.



Design Innovation


With more than 35 years of material handling expertise, Wildeck has developed innovative storing, lifting, and guarding solutions that meet the demands of site-specific applications. Our highly qualified team of engineers

analyze the problem to be solved and provide the best possible solution. You can rely on Wildeck to meet your material handling needs with the right designs, the right products, and the long-term customer support you deserve.



All Because Quality Matters

**ELEVATE YOUR STANDARDS...WITH WILDECK MEZZANINES,
VRC MATERIAL LIFTS, AND SAFETY GUARDING PRODUCTS.**



STORING

- ▶ Standard & custom mezzanines
- ▶ Gain valuable space for:
 - Material storage
 - Distribution
 - Manufacturing
 - In-plant offices
 - Rack & shelving
 - Sortation systems
 - Conveyor support
- ▶ Solid, bolt-together designs
- ▶ Industry standard for quality
- ▶ Lower cost than new construction
- ▶ Significant tax advantages
- ▶ Meets applicable standards and codes
- ▶ Wildeck® mezzanines provide more value


CAPACITY MATTERS



LIFTING

- ▶ Vertical Lifts for material lifting in:
 - Distribution centers
 - Warehouses
 - Records storage
 - Manufacturing
 - Retail back rooms
 - Automotive parts rooms
 - Self-storage facilities
 - and more
- ▶ Manual & automated systems
- ▶ Extensive options & controls
- ▶ Safe, cost-effective designs
- ▶ Easy to install separately or
- ▶ Integrated with mezzanines
- ▶ Meets applicable standards and codes

EFFICIENCY MATTERS



GUARDING

- ▶ Safety guarding products
- ▶ Tested, trusted, and **tough!**
- ▶ Industry quality leader
- ▶ Withstands forklift impacts
- ▶ Cost-effective shield for:
 - Warehouse equipment
 - Machinery & fixtures
 - Rack & shelving
 - Work zones
 - Loading docks
 - Pedestrian walkways
 - Stairways & doors
- ▶ Helps reduce downtime
- ▶ Cuts workmans' compensation claims
- ▶ Protects your investment

SAFETY MATTERS

MEZZANINE SYSTEMS

WILDECK MEZZANINES MAKE SPACE WORK FOR YOU

Gain valuable manufacturing, storage, distribution, or office space at a fraction of the cost of new construction. Designed to meet your application requirements, a Wildeck® mezzanine will put your existing space to work fast, with minimal interruption to your working floor area.



Quality Wildeck mezzanines meet stringent industry standards and specified national, state, and local codes. Whatever the challenge or need, you can be sure that your Wildeck mezzanine will perform to your expectations today and provide the value and functionality you require for years to come.

Designed for Heavy Duty Use

Wildeck engineers are mezzanine design specialists with industry and application experience that's second-to-none. Whether you need a standard or custom mezzanine, it will be designed by the best engineering team in the industry and provide the most cost-effective structure based on your load, size, span, and height requirements.

Wildeck mezzanine system advantages:

- ▶ Quality manufactured to your specification requirements
- ▶ Designed for easy, fast assembly
- ▶ Specially engineered steel components quickly bolt together to form a strong and secure unitized structure
- ▶ Heavy-duty 5" x 5" x 3/16" thick columns are standard (larger sizes available), along with 12" x 12" x 3/4" thick baseplates, providing rigid support while eliminating obstructing bracing.

Versatility to Meet Your Needs


Wildeck mezzanines can be designed for a wide range of applications from small light-duty platforms to large-span heavy-duty industrial mezzanines.

Five framing system options are available to meet your specific load and application requirements:

- ▶ Bolted C-Section
- ▶ Beam & C-Section
- ▶ Beam & Beam
- ▶ Beam & Bar Joist
- ▶ Truss Girder & Bar Joist

Visit **www.wildeck.com** for additional mezzanine information and contact your Wildeck representative to determine the best configuration for your application.

Mezzanine Framing Options



Mezzanine System	BOLTED C-SECTION	BEAM & C-SECTION	BEAM & BEAM	BEAM & BAR JOIST	TRUSS GIRDER & BAR JOIST
Size	Small-Medium	Small-Medium	Small-Medium	Medium-Large	Large
Load Capacity	Up to 200 PSF	Up to 200 PSF	Not Limited	Up to 300 PSF	Up to 300 PSF
Span Size	20 ft. (using 12 inches) If full 20 ft. span is utilized in one direction the other is limited to 10 ft. (optimal bay size is 11 ft. x 16 ft.)	20 ft. (using 12 inches)	Not Limited	Not Limited	Not Limited
Advantages	<ul style="list-style-type: none"> • Cost-effective (where smaller bay sizes are acceptable) • Cosmetically appealing • Short lead time 	<ul style="list-style-type: none"> • Relatively cost effective • Features larger spans • Short lead time 	<ul style="list-style-type: none"> • Low composite height available • Load capacity not limited • Short lead time 	<ul style="list-style-type: none"> • Wide spans • Easy to install the mechanical, electrical, and sprinkler systems in one direction 	<ul style="list-style-type: none"> • Wide spans • Easy to install the mechanical, electrical, and sprinkler systems in both directions
Limitations	Spans over 20 ft.	Spans over 20 ft.	Cost Factor	Composite Height	Composite Height

NOTE: Mezzanine system design varies because of size, load and span requirements. Wildeck's engineering experience and design flexibility provide you with the most cost-efficient structure based on your application needs.

MEZZANINE APPLICATIONS


New and Existing Facilities

Wildeck mezzanines can be installed in new or existing facilities and can add valuable space for manufacturing, material processing, or storage. They are customized to each application and designed to meet specified codes and OSHA safety requirements. Adding a mezzanine to an existing facility does not require the acquisition of new land and existing facility HVAC

(heating, ventilating, air-conditioning) systems may not require expansion. Wildeck mezzanines use secure bolt-together connections and can be dismantled and relocated. They qualify for accelerated 7-year capital equipment depreciation, as opposed to the 39 years normally associated with permanent building improvements. A quality Wildeck mezzanine is the right decision to help your business grow, and it gives you the flexibility you need to respond to market changes.



Warehouse Mezzanine with Walkway Bridge



Small Mezzanine with Stair and Swing Gate



Auto Dealership Mezzanine with Slide Gate



Manufacturing Mezzanine with Gantry Robot



Distribution Center Mezzanine with Resin Board Floor System



Mezzanine with Integrated VRC

MEZZANINES ARE IDEAL FOR:



- ✓ Storage
- ✓ Warehousing
- ✓ Catwalks
- ✓ Equipment Platforms
- ✓ Viewing
- ✓ Access
- ✓ Distribution Centers
- ✓ Manufacturing
- ✓ Robotics
- ✓ Tool Cribs
- ✓ Office Space
- ✓ Security Enclosures
- ✓ Sortation
- ✓ Conveyor Support
- ✓ Order Picking
- ✓ Retail Back Rooms
- ✓ Lunch/Breakrooms
- ✓ Shipping/Receiving
- ✓ Garment Rail
- ✓ Health Clubs
- ✓ Locker Rooms
- ✓ Clean Rooms
- ✓ Dust Covers
- ✓ Recycling

...and more

Mezzanine Decking Options

Whatever the application, your Wildeck mezzanine deck can be tailored to your requirements – whether you need a moisture-resistant floor, open grating, or

a heavy-duty surface that will withstand continuous traffic. Your Wildeck design team will recommend the most appropriate decking for your application.



DECKING SYSTEM	DESCRIPTION	COMMENTS
ROOF DECK & RESIN BOARD	20 gauge painted steel roof deck* with 3/4" resin board.	Most economical system. Satisfactory for most mezzanine floor usages. (Available unfinished or with a finished coat).
	20 gauge painted steel roof deck* with specialty wood (straight edge or tongue & groove).	Recommended for heavier traffic usage and in-plant offices. Can be painted or coated with moisture resistant urethane.
BAR GRATING	1" x 1/8" painted steel bar grating (NAAMM).	Open design for ventilation and/or fire regulation compliance.
ROOF DECK & FLOOR PLATE	20 gauge painted steel roof deck* with 12 gauge unpainted floor plate. (Painted or galvanized steel floor plate over roof deck is also available).	Recommended where local loads could be abusive or where non-combustibility is required.
ROOF DECK & SPECIALTY PANEL	20 gauge painted steel roof deck* with specialty panel (Such as 'Skidguard' or masonite veneer).	Used where non-skid or harder surface properties are required.
ROOF DECK & CONCRETE	20 gauge painted steel roof deck* with lightweight concrete.	For fire ratings and/or chemical applications. (Note: Mezzanine is no longer demountable with this decking option).
SPECIALTY GRATING	Many fiberglass or plastic gratings are available.	Used where chemical or non-conductivity properties are required.

* 18 gauge Galvanized Steel roof deck is also available.

MEZZANINE OPTIONS

Everything You Need to Optimize Your Mezzanine Installation

To increase safety and achieve the operational efficiency you desire from your system, Wildeck designs and manufactures a wide range of products and accessories that can be easily integrated with your mezzanine. Wildeck value-added options can include code-compliant stairs and stair towers, custom handrails, crossovers, catwalks, ladders, mezzanine safety gates, guard rail, material lifts (VRCs), and other components to optimize your installation.

Paint Protection to Make It Last



All Wildeck products and accessories are protected with a durable paint finish, either Wildeck Gray (ANSI 49 Gray) and/or Safety Yellow, and several optional colors are available. Wildeck's automated paint line delivers the improved quality

and durability you demand for enhanced product appearance and performance. A computer-controlled 7-step process electrostatically applies a uniform 2-part polyurethane coating with superior results similar to an automotive clear-coat finish. To comply with specific facility requirements, custom paint colors can be mixed to your specifications and applied.


From innovative products and accessories to a state-of-the-art automated paint line that brings out the best in their appearance and durability, you can rely on Wildeck components to work together to deliver maximum performance, strength, and bottom-line results.

STAIRWAYS AND LANDINGS

Wildeck custom, structural steel stairways and landings are available to fit existing, new, or freestanding mezzanine installations.

Wildeck quality at every step:

- ▶ Factory welded stairs for strength and minimum installation time
- ▶ Bolted knockdown assemblies available
- ▶ Internal and external stairway designs
- ▶ Intermediate landings (required for deck heights exceeding 12 ft.)
- ▶ Available with or without "top" platforms
- ▶ Meet OSHA and ADA requirements for maximum safety and performance
- ▶ Standard stair railings are welded assemblies securely bolted to the stair stringers (for IBC stairs, knockdown railings are standard).
- ▶ Custom stair towers comply with all applicable codes
- ▶ Platforms available at "walk-out" elevation
- ▶ Stair towers designed to meet your height and space requirements (as allowed by code)



These value-added options are available separately or with a mezzanine purchase.



OVERHEAD SAFETY GATE

- For new or existing mezzanines
- Permits safe, efficient movement of pallet loads
- Rugged, balanced design
- Solid, quality construction
- Small footprint:
65" W x 65" D x 98" H
- Pallet/Load Clearance:
57 1/2" W x 60" D x 82" H
- Easy to install and operate
- Integral kickplate guards material
- Meets OSHA, IBC, BOCA, and UBC code requirements
- Anchors are included only when ordered with a Wildeck mezzanine



DOUBLE-DROP SAFETY GATE

- Ideal for high-cycle forklift access
- Simultaneous loading and unloading areas
- Overall footprint:
13' 8" W x 5' 0" D
- Two 5' x 5' pallet bays with integral kickplate
- Smooth sliding gates with safe 3-rail design
- Meets OSHA, IBC, BOCA, and UBC code requirements
- Anchors are included only when ordered with a Wildeck mezzanine



MEZZANINE ACCESS GATES

- Select the access gate that meets your needs:
- Swing Gate (photo)
 - Tilt Gate
 - Lift-Out Gate
 - Slide Gate
 - Power Slide Gate available with:
 - Remote Control
 - Flashing Warning Light
 - Audible Alarm
 - Auto Reverse
 - Auto Shut-off
 - Emergency Release




CUSTOM RAILINGS

- 2-rail through 5-rail systems
- Rail lengths and custom designs to meet your needs
- 2-rail OSHA systems
- 14-gauge kickplate stops material from falling
- Expanded metal or plexiglas barriers
- Custom paint colors
- All necessary hardware is included



SAFETY LADDERS

- Space-saving vertical ladders
- Ideal for service or emergency access
- Integral safety cage
- Cage pre-welded to ladder (or as a field assembly)
- Custom ladder designs



SHIP'S LADDERS AND CROSSOVERS

- Integral safety railings
- Standard and custom designs
- Crossovers available with:
 - Stairs
 - Ladders
 - Ship's Ladders

VRCs (VERTICAL RECIPROCATING CONVEYORS)



Whatever the Load or Need

Whatever the load may be, moving materials just gets easier with a reliable and easy-to-install Wildeck VRC. They can safely transfer pallet loads, as well as carts and boxes, that may not fit on a forklift.

Whether you need the simplicity of a hydraulic VRC, or the faster, continuous operation of a mechanical unit; Wildeck's rugged and reliable VRCs can be configured to meet your specific load, height, and speed requirements.

Easy Movement of Materials

Wildeck Vertical Reciprocating Conveyors (VRCs) are a cost-effective, safe, and easy way to move materials from one elevation to another. They are ideally suited for the safe and efficient movement of materials to a mezzanine, rack storage system with catwalks, or any new or existing upper floor level.

Safety and Efficiency Matter

Wildeck VRCs are safer than using a forklift truck or manpower to move materials between levels and are easier and less costly to operate and maintain than elevators or forklift trucks. VRCs are classified as a material conveyor and operators do not require OSHA forklift training.

Wildeck's staff of experienced mechanical and electrical engineers can customize a VRC for virtually any lifting application or environment.

Made in the USA

Wildeck VRCs are manufactured in the USA and meet ANSI / ASME B20.1 safety standards for conveyors and applicable MHIA guidelines.

VRCs are for the safe transport of materials only.

 **WARNING**

RIDERS ARE NOT PERMITTED

only lifts that matter

VRC LOADING CONFIGURATIONS



STRADDLE

- ▶ Very structurally stable configuration
- ▶ Reduces design loads and component wear
- ▶ Allows "C" or "Z" loading/unloading
- ▶ Provides flexibility to maneuver loads



4-POST MECHANICAL

- ▶ Best suited for lifting extremely large and/or heavy loads
- ▶ Permits loading/unloading from all four sides
- ▶ Provides maximum application flexibility



CANTILEVER

- ▶ Allows material movement with the smallest possible equipment footprint
- ▶ May be used where headroom is restricted
- ▶ Allows "C," "Z," or 90-degree loading/unloading
- ▶ Provides extra flexibility to maneuver loads
- ▶ Free-standing models available with optional support structure

Typical VRC Applications:

- ▶ **Distribution Centers** - integration into automated conveyor systems, ASRS systems, and material sortation systems
- ▶ **Manufacturing or Assembly Plants** - moving pallets, carts, totes, bins, picking, and kitting operations
- ▶ **Pharmaceutical Operations** - moving materials in process, drums, tanks, and bagged materials
- ▶ **Automotive** - moving bulky parts and materials in dealership parts rooms and cars
- ▶ **Self-Storage Operations** - moving tenants' property to upper-level storage units
- ▶ **Retail, Mercantile** - moving stock, incoming materials, displays, fixtures, etc.
- ▶ **Printing Operations** - moving pallets or rolls of paper, die boards, plates, and printed materials in process
- ▶ **Schools and Universities** - moving supplies, tables, chairs, sports equipment, band equipment, etc.
- ▶ **Buildings of Worship** - moving stored equipment, banquet supplies, books, lecterns, statuary, etc.
- ▶ **Government and Military Facilities** - moving stored equipment, records, armaments, and supplies
- ▶ **Airports** - luggage and baggage handling, and more
- ▶ **Hotels, Resorts** - moving tables, chairs, housekeeping supplies, and other materials
- ▶ **Theaters and Entertainment Venues** - moving stage equipment, sets, costumes, etc.
- ▶ **Casinos** - moving moneyboxes, gaming equipment, supplies, tables, chairs, etc.
- ▶ **Country Clubs** - moving stored supplies, tables, chairs, golf clubs, golf carts, banquet supplies, etc.
- ▶ **Restaurants, Bars, Taverns** - moving supplies, food, tables, chairs, banquet supplies, and beverages

LIFTING

MECHANICAL LIFTS

WILDECK VRCs GIVE YOU MORE

Wildeck's variety of mechanical lifts are well suited for multi-level applications that demand faster speeds and high cycle rates. Wildeck's reliable chain drive lifting system has been designed for the tough duty these applications require and provides long and trouble-free service life. Take a close look at the standard features we include; you'll quickly realize a Wildeck mechanical VRC gives you more.

Standard Features - Mechanical VRCs

- ▶ Lift capacities from 100 to 30,000 lbs.
- ▶ Standard platform size up to 12 ft. wide x 30 ft. long
- ▶ Tough lifting motor sized for continuous duty
- ▶ High service factor gearbox
- ▶ Alloy steel drive shaft for durability
- ▶ Dual roller chains (instead of cables) for long service life
- ▶ Quality, brand-name electrical components
- ▶ UL-508A labeled control panel
- ▶ Fabricated by AWS D1.1 Certified Welders
- ▶ Bracing material provided
- ▶ Structural grade fasteners and floor anchors provided
- ▶ Standard units are designed for "bolt-together" installation (field welding not required)
- ▶ 'Gate Closed' and 'Ready' indicator lights on control panel
- ▶ Self-diagnostic control system on all multi-level units (more than two stops)
- ▶ Momentary contact 'Call' and 'Send' control buttons at all accessed floor levels
- ▶ Instantaneous overload protection (fixed setpoint)
- ▶ Broken chain free-fall safety system
- ▶ Lifting heights up to 150 ft. (other heights available)
- ▶ Standard speed: 28 fpm (feet per minute) – Higher speeds available
- ▶ Industrial strength carriage platform to handle heavy point loads
- ▶ Fast-acting brake system for crisp, accurate stops

Options:

- ▶ Modular multi-level systems
- ▶ Variable frequency drive system providing 'soft-start' and 'soft-stop' to cushion loads
- ▶ Higher speeds
- ▶ Larger carriage sizes
- ▶ Full height enclosures available
- ▶ Single-stop unit can be fully-assembled, tested, and ready to operate



AUTOMATED SYSTEMS

Wildeck's automated VRCs are best suited for in-process applications requiring faster speeds and high cycle rates. When integrated with conveyors, they can help you achieve maximum process efficiency through the automated transfer of materials between levels.

Select Features:


- ▶ Available with or without controls
- ▶ Available with or without carriage conveyor
- ▶ Wire carrier for carriage power and controls
- ▶ Precision carriage guide rails provide smooth operation



STRADDLE

Features:

- ▶ 'Standard' Mechanical Straddle: Lift Capacity up to 6,000 lbs.
- ▶ 'High-Load' Mechanical Straddle: Lift Capacity up to 12,000 lbs.
- ▶ Platform Sizes: Up to 12 ft. wide x 15 ft. long
- ▶ Loading / Unloading: "C" or "Z" loading patterns



4-POST LIFTS

Features:

- ▶ 'Standard' Mechanical 4-Post: Lift Capacity up to 15,000 lbs.
- ▶ 'High-Load' Mechanical 4-Post: Lift Capacity up to 30,000 lbs.
- ▶ Platform Sizes: Up to 12 ft. wide x 30 ft. long
- ▶ Loading / Unloading: "C," "Z," 90 degree, or 4-side loading patterns



CANTILEVER

Features:

- ▶ 'Standard' Mechanical Cantilever: Lift Capacity up to 5,000 lbs.
- ▶ 'High-Load' Mechanical Cantilever: Lift Capacity up to 10,000 lbs.
- ▶ Platform sizes: Up to 12 ft. wide x 8 ft. long
- ▶ Loading / Unloading: "C," "Z," or 90-degree loading patterns
- ▶ Freestanding models available with optional support structure

EZ PRO™ OPERATOR STATION

When operating a VRC, certain conditions must be met before the lift responds. With Wildeck's EZ Pro™ Operator Station, authorized users can safely activate the lift using the key lock, quickly determine the status of the lift, and call or send material on its way.

EZ Pro™ Features & Benefits:

- ▶ Provides lift security and safer operation
- ▶ Key lock permits access only by authorized users
- ▶ (8) LED lights clearly signal lift position and gate/door status
- ▶ Bright green LED quickly signals lift is 'Ready to Run'
- ▶ Communicates exclusively with Wildeck VRCs
- ▶ Available for new or retrofit applications




AUTOSENZ™ OVERLOAD DETECTION SYSTEM



Available on specific mechanical VRCs, Wildeck's innovative AutoSenz™ overload detection system (U.S. Patent No. 7,408,317), with easy-to-read graphical display interface, monitors and protects your VRC from jams or overload conditions.

AutoSenz™ Features & Benefits:

- ▶ Continuous VRC monitoring
- ▶ Senses overload conditions
- ▶ Protects VRC components
- ▶ Signals operator to take action
- ▶ Records VRC events/history
- ▶ Extensive system diagnostics
- ▶ Increases VRC uptime
- ▶ Extends VRC life



LIFTING

MECHANICAL MODULAR LIFTS



DELTA™ VRC

Modular • Safe • Easy to Install


Wildeck's Delta™ Vertical Reciprocating Conveyor (VRC) is a safe and reliable way to transfer your material from level to level. The Delta VRC offers the lower cost of a hydraulic unit while incorporating the many benefits of a mechanical lift.

The Delta ships in large sections and installs in less than a day; which minimizes costs and disruption to your operation. Wildeck's unique and innovative Delta design provides a VRC that is not only durable and reliable, but extremely easy to maintain. When you look at a Delta VRC, you'll notice Wildeck's quality and many high value features that are designed in from the start.

Select Features:

- ▶ Lift Capacity: 2,200 lbs.
- ▶ Lifting Speed: 15 fpm (standard) – other speeds available
- ▶ Platform Size: 5 ft. wide x 6 ft. long x 7 ft. high
- ▶ Loading / Unloading: "Z" loading – standard
"C" loading available
- ▶ Gates: Single Swing Gate (standard) – other gates available
- ▶ Safe, integrated, full-height perimeter guarding
- ▶ Fully-enclosed carriage with galvanized tread plate floor and walls
- ▶ Expanded metal roof
- ▶ Modular construction for fast and easy 'bolt-together' installation
- ▶ Fabricated by certified welders
- ▶ Optional galvanized 'winged' loading ramp or pit mounted
- ▶ Electric chain drive lift system for long service life
- ▶ Dual roller chains for redundant safety
- ▶ UL-508A labeled control panel
- ▶ Fully pre-wired for 'plug-and-play' electrical connection
- ▶ Momentary contact 'Up' and 'Down' push-button controls
- ▶ Broken/slack chain protection provided by a dual-cam safety system





AUTOMATED TOTE LIFT

Modular • Flexible • Safe

- ▶ Lift Capacity: 50 to 75 lbs.
- ▶ Lifting Speeds: 40 to 110 fpm (with 'soft-start' and 'soft-stop' motor control)
- ▶ Load Sizes: Up to 2 ft.- 6 inches wide x 3 ft. long x 3 ft. high
- ▶ Carriage Platform: An open framing system supports the carriage conveyor section
- ▶ Loading / Unloading: "C" or "Z" loading patterns
- ▶ Carriage is guided between (4) four structural tube steel members that act as the frame for the perimeter safety enclosure
- ▶ Footprint: Approx. 3 ft. wide by 4 ft. long (not including control panels or in-feed and discharge conveyor sections)
- ▶ Full height perimeter guarding is integral to the VRC system
- ▶ Interlocked access door for cleaning and maintenance
- ▶ Unit accesses a lower level and one or more stops above ground
- ▶ Equipped with 3-phase TEFC brake-motors with a fast acting, spring-set electrical brake
- ▶ Helical gear reducer transfers motion through a common drive shaft, sprockets, and dual-roller lifting chains
- ▶ Unit is partially pre-wired to reduce installation time and cost. The main UL listed control panel is integrated into the machine. The standard control panel is rated NEMA 1 and is labeled UL-508A
- ▶ System includes one section of in-feed conveyor, one section of carriage mounted conveyor, and one section of discharge conveyor
- ▶ Conveyors are powered roller type. Horizontal speeds: 30 to 110 fpm.



MODULAR BOX LIFT

Reliable • Efficient • Safe

- ▶ Lift Capacity: up to 500 lbs.
- ▶ Lifting Speed: 40 fpm
- ▶ Carriage Platform Size: 3 ft. wide x 3 ft. long x 3 ft. high (standard)
- ▶ Light: Carriage light available
- ▶ Loading / Unloading: "C," "Z," or 90 degree loading patterns
- ▶ Lift heights designed to meet application requirements. Multi-level configurations available.
- ▶ Safe, redundant, and long life dual lifting chains used instead of cables
- ▶ Fast-acting braking system provides superior positioning accuracy
- ▶ Instantaneous overload protection
- ▶ Continuous-duty motor, alloy steel drive shaft, and high service factor gear box provide extended service life
- ▶ Durable, heavy gauge steel construction fabricated by AWS D1.1 Certified Welders
- ▶ High performance wheels guide the carriage along the high strength steel structure
- ▶ Meets all safety guidelines for vertical conveyors
- ▶ UL-508A labeled control panel
- ▶ Factory assembled and tested
- ▶ Stackable, self-contained, modular design for easy shipping and fast, trouble-free installation
- ▶ All interlocked gates, call / send stations, and safety enclosures are preassembled and prewired at the factory to reduce installation time
- ▶ Custom sizes and special options are available

LIFTING

HYDRAULIC LIFTS

MORE POWER, QUALITY AND VALUE

Wildeck's modular hydraulic lifts provide extensive lifting power at a competitive price and are well-suited for single-level (ground plus one) material movement at moderate cycle rates. The Straddle and Cantilever designs are available with lift capacities up to 4,000 lbs.

Standard Features - Hydraulic VRCs


- ▶ Lift Capacity: 1,000 to 4,000 lbs.
- ▶ Lifting Height: Up to 19 ft.
- ▶ Lifting Speed: 20 fpm
- ▶ UL-508A labeled control panel
- ▶ 'Gate Closed' indicator light on control panel
- ▶ Momentary contact 'Up' and 'Down' push-button controls
- ▶ All control wiring stepped down to 24 volts for safety
- ▶ Control panel and hydraulic pump unit ship as a prewired assembly
- ▶ Fabricated by AWS D1.1 Certified Welders
- ▶ Constructed for "bolt-together" installation. Field welding not required
- ▶ All bracing material provided
- ▶ Structural grade fasteners and floor anchors provided
- ▶ Industrial strength carriage platform handles heavy point loads
- ▶ Roller bearings with easy-access grease fittings for all wheels and sleeves
- ▶ Hydraulic pump motor sized for continuous duty
- ▶ Dual hydraulic rams and lifting cables provide redundant safety
- ▶ Hydraulic rams pull, rather than push, for added strength and longer life
- ▶ Hydraulic operating pressure maintained below 1,600 psi for extended component life
- ▶ Oversized oil reservoir provided to reduce possibility of oil overheating
- ▶ Automatic shut-off valves for broken hydraulic hoses
- ▶ Manual lowering valve provided for emergency use
- ▶ High-flex IWRC lifting cable provides extended service life
- ▶ Broken cable free-fall safety cams rated for 7,000 lbs.



STRADDLE

Features:

- ▶ Platform Sizes: Up to 8 ft. wide x 12 ft. long
- ▶ Loading / Unloading: "C" or "Z" loading patterns
- ▶ Structurally stable configuration offers reduced bracing and lower wheel loads for extended service life.



CANTILEVER

Features:

- ▶ Platform Sizes: Up to 8 ft. wide x 6 ft. long
- ▶ Loading / Unloading: "C," "Z," or 90 degree loading patterns
- ▶ Smaller equipment footprint
- ▶ Lower overall equipment height
- ▶ Freestanding models available with optional support structure



Hydraulic Pump System
with control panel

VRC OPTIONS

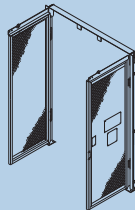
Wildeck offers an array of VRC options to suit your specific needs: Gates, Carriages, Ramps, Enclosures, Operator Controls, and more. Safety Guarding Products are also available to protect VRC loading and unloading areas.

GATES

All Wildeck VRCs and gates meet applicable codes and are equipped with 'elevator style' electro-mechanical door locks for superior performance and durability.

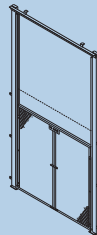
BI-PARTING SWING GATE

Requires 8' vertical clearance at either level



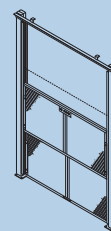
SINGLE PANEL VERTICAL GATE

Requires 14' 4" vertical clearance at either level



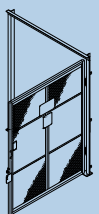
BI-PANEL VERTICAL ACTING GATE

Requires 11' 6" vertical clearance at either level



HINGED RIGHT OR LEFT SWING GATE

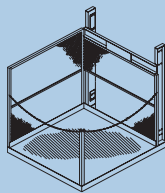
Requires 8' vertical clearance at either level



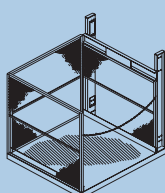
CARRIAGES

Carriage floors and walls are painted and can be protected with galvanized diamond plate "armor." Carriage interiors with 1/4-armor, 1/2-armor, 3/4-armor and full-armor are available.

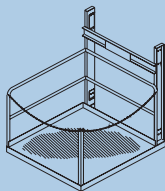
CANTILEVER



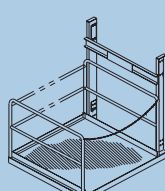
90° Load Carriage with expanded metal



"C" or "Z" Load Carriage with expanded metal

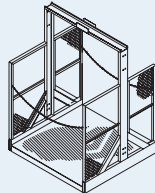


90° Load Carriage with rails

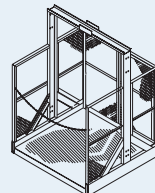


"C" or "Z" Load Carriage with rails

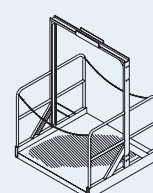
STRADDLE



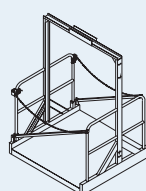
"Z" Load Carriage with expanded metal




"C" Load Carriage with galvanized tread plate



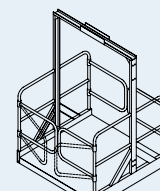
"Z" Load Carriage with rails



Diagonal Load Bars

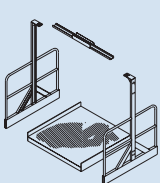


Vertical Gate on Carriage
(Cantilever or Straddle)

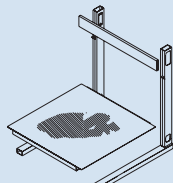


"Z" Load Straddle Carriage with pipe gates

KNOCK DOWN



Knock-Down Straddle Carriage



Knock-Down Cantilever Carriage

ARMORCAR™



- ▶ Load capacity: Up to 2,000 lbs.
- ▶ Standard Carriage Platform: 72"W x 96"L x 84"H
- ▶ Fully enclosed carriage with galvanized steel diamond plate floor and walls
- ▶ Roof: Standard flattened expanded steel mesh
- ▶ Recessed light fixture

RAMPS

VRCs can be pit mounted or installed at ground level with loading ramps.

STANDARD RAMP

- ▶ Strong structural framing
- ▶ Width and length vary according to VRC



WINGED RAMP

- ▶ Convenient side access
- ▶ Painted or galvanized steel diamond plate over structural framing



GUARDING PRODUCTS

Protection for Your Safety

Wildeck® guarding products are tested, trusted, and **tough**. Proven in thousands of applications and facilities; they provide an effective, easy-to-see barrier that contributes to a safer and more efficient working environment. An extensive range of guarding products are available to protect expensive equipment, shield work areas, and help define traffic patterns for your most important asset...your people. All Wildeck guarding products are constructed of high-strength steel; designed and fabricated to withstand severe impacts from lift trucks or other equipment.



Protection for Better Operations

Wildeck guarding products will provide the protection you need for better operations. When properly installed, they can help reduce downtime, cut workmans' compensation claims, and lower insurance costs.

Applications include:

- ▶ Sensitive computer stations
- ▶ Manufacturing and office areas
- ▶ Machinery and equipment
- ▶ End-of-aisle rack and shelving
- ▶ Storage modules
- ▶ Stacked or palletized inventory
- ▶ Material lifts (VRCs)
- ▶ Pedestrian walkways
- ▶ Vehicle traffic areas
- ▶ Mezzanine columns and stairs
- ▶ Dock loading/unloading areas
- ▶ Freight and pedestrian doors
- ▶ Facility drainpipe, and more

If you're looking for proven safety products that will guard your investment, specify Wildeck...*the only name that matters.*



...when safety matters

GUARD RAIL

WILGARD® GUARD RAIL

Wilgard® protective railing systems are painted safety yellow and provide a highly visible physical barrier that guards expensive equipment, shields key work areas, and helps define traffic patterns in your plant or facility. Customers report that our Wilgard® guard rail is the best available and Wildeck has the data to back that up. Tests confirm that properly installed Wilgard® guard rail will absorb severe impacts from forklifts or other equipment...up to a 13,000 lb. load impact at 4 mph, without failure.



- ▶ Strong corrugated 11 gauge steel rail, approximately 12" wide (top to bottom)
- ▶ Available in stock lengths of 2', 3', 4', 5', 6', 7', 8', 9' and 10' (measured center-of-column to center-of-column)
- ▶ Custom rail lengths available to precisely fit your application
- ▶ Columns constructed of 5" x 5" x 3/16" wall structural tubing
- ▶ Available in either 18" high or 44" high to support single-rail, double-rail, or triple-rail guard rail
- ▶ Hefty 12" x 12" x 3/4" thick base plates

All Wilgard® Guard Rail includes the necessary hardware and anchors to properly install your system.



TRIPLE-RAIL SYSTEM

- ▶ The ultimate barrier for in-plant offices, equipment, or maximum protection for personnel
- ▶ 44" high triple columns
- ▶ Triple-rail system provides a virtually solid barrier
- ▶ Designed to withstand severe impacts
- ▶ Available as bolt-together only (not Lift-Out)
- ▶ Shipped complete with required hardware and Wedge-Bolt® anchors



LIFT-OUT GUARD RAIL SYSTEM

- ▶ Easily removed rail sections allow convenient access to machinery or equipment for servicing, cleaning, or repair
- ▶ Available in stock lengths of 4', 6', 8', and 10' (measured center-of-column to center-of-column)
- ▶ Custom lift-out railing lengths are available
- ▶ Rails easily slide into specially designed 'saddles' which are securely bolted to each column to retain the structural integrity of the system
- ▶ Available in single-rail or double-rail configurations



GUARDING

RACK PROTECTORS

Protection for Your Investment

Wildeck® Rack Protectors are an innovative and highly effective solution for increasing warehouse and distribution center safety; preventing damage to expensive rack and inventory. They are available as individual 'Right' or 'Left' rack protectors or as a combined 'double-headed' rack protector for defined-width rack installations. All Wildeck rack protectors are painted safety yellow and can take the punishment that forklift trucks dish out every day. When properly anchored to the floor, Wildeck's end-of-aisle rack protectors help guard your investment without affecting aisle flow patterns and protect you from costly facility repairs and downtime.



STANDARD RACK PROTECTORS

- ▶ 'Right' or 'Left' rack protectors available from stock
- ▶ Standard lengths of 26", 36", 42", and 48" meet the majority of warehouse requirements
- ▶ Custom 60" and 72" rack protectors also available
- ▶ 48" extension angle can be added and field cut for longer spans

Note: 3/4" anchors needed to secure standard rack protectors and extension angles are not included. Contact your Wildeck representative to determine the appropriate anchors for your application.



DOUBLE-HEADED

- ▶ One-piece custom rack protector design
- ▶ Available for rack widths of 48", 60", 72", 84", 96", 108", and 120"
- ▶ Unitized construction speeds installation and provides high impact protection
- ▶ Anchors are available as an option for your application



RACK PROTECTOR "LITE"

- ▶ Ideal for Warehouse Rack
- ▶ Bulk Storage Lockers
- ▶ Mesh Partitions
- ▶ Storage Areas
- ▶ Tool Crib
- ▶ Shelving Units
- ▶ Economical solution for protecting standard 48" wide rack
- ▶ 48" extension angle is available and can be field cut to customize your installation
- ▶ Versatile and easily relocated as needs change

Note: 1/2" X 5" Wedge-Bolt® anchors needed to secure "Lite" rack protectors and "Lite" extension angles are included.

SPECIALTY PRODUCTS



RACK UPRIGHTS

- ▶ Economical in-aisle rack upright protection
- ▶ Ideal for standard 3" and 4" wide rack uprights
- ▶ Available in 12", 18", 24", and 36" standard heights
- ▶ Provides a tough structural steel barrier
- ▶ Resists forklift, handtruck, or heavy cart impact
- ▶ Optional flat-headed low profile anchors are recommended



BOLLARDS

- ▶ Protect loading dock doors, in-plant office corners, and warehouse equipment
- ▶ Square 5" x 5" x 3/16" thick structural steel tubing
- ▶ Topped with a galvanized steel cap
- ▶ Solid 10" x 10" x 3/8" thick base plate
- ▶ Available in standard heights of 24", 36", and 42"
- ▶ Custom 60" high bollards also available
- ▶ Anchors are available as an option for your application



COLUMN

- ▶ Surrounds large building columns, drainpipe and other facility equipment
- ▶ 16-1/2" high units combine to provide a tough structural steel barrier
- ▶ Resists forklift, handtruck, or heavy cart impact
- ▶ Optional anchors are positioned internally
- ▶ Minimizes obstruction around columns



MACHINE/SAFETY GUARDS

- ▶ Rugged "U" shaped design
- ▶ Protects expensive machinery and operators from lift trucks
- ▶ 5" x 5" x 3/16" thick structural steel tubing
- ▶ Solid 9" x 9" x 3/8" thick base plates
- ▶ Available in three heights (10", 24", and 42" high)
- ▶ Two standard widths (36" and 48" wide)
- ▶ Anchors are available as an option for your application

GUARDING

GATES




PEDESTRIAN PASS-THRU GATE

- ▶ Easy install on new or existing 44" high double or triple-rail Wilgard® guard rail
- ▶ Replaces a 4 ft. (center-to-center) section of guard rail without modification to columns
- ▶ Provides convenient access to equipment and directs personnel to specific locations
- ▶ Gates open out into the aisle, are self-closing, and include a safety latch for personnel
- ▶ All gate hardware is included



TILT GATE

- ▶ Lightweight 42" H, 3-rail Tilt Gate
- ▶ Meets all codes and safety standards
- ▶ Provides 6 ft. wide opening for pallet loading/unloading
- ▶ Spring-loaded latches for quick removal and installation
- ▶ Gates tilt inward for safe removal
- ▶ Integral kickplate keeps objects from falling over mezzanine edge
- ▶ **Appropriate safety precautions required when open**



LIFT-OUT GATE

- ▶ 2-rail or 3-rail Lift-Out Gates
- ▶ Permits maximum open access at mezzanine
- ▶ Side mounting (standard)
- ▶ Deck mounting (optional)
- ▶ 6 ft. clear opening (standard)
- ▶ Up to 8 ft. wide (optional)
- ▶ Multiple Lift-Out Gates can be placed side-by-side
- ▶ **Appropriate safety precautions required when open**



SWING GATE

- ▶ 2-rail or 3-rail bi-parting hinged Swing Gate
- ▶ 42" H to match standard mezzanine railings
- ▶ Easily pushed open by a forklift delivering a pallet of material
- ▶ 6 ft. clear opening (standard)
- ▶ Up to 8 ft. wide (optional)
- ▶ Swings closed automatically (with optional spring loaded hinges)
- ▶ Integral kickplate keeps objects from falling over mezzanine edge

- ▶ Appropriate safety precautions required when open
- ▶ When not in use, a slide lock that spans the top rails of the swinging sections keeps the gate from opening
- ▶ Custom swing doors available for specific requirements
- ▶ Painted safety yellow or to match mezzanine color



SLIDE GATES

- ▶ Manual or powered Slide Gates available
- ▶ Installation footprint: 14' 9" wide (standard)
- ▶ 6 ft. clear opening (standard) for pallet loading/unloading
- ▶ Openings up to 8 ft. wide available as an option
- ▶ **Appropriate safety measures required when open**

POWER SLIDE GATE:

Convenient gate operation by:

- ▶ Remote control from floor level
- ▶ Stationary control button
- ▶ Hanging pendant

Note: Mechanical portion of Power Slide Gate ships fully assembled. Minor assembly required for electrical components.

Safety features:

- ▶ Gate Edge Safety Strip
- ▶ Flashing Warning Light
- ▶ Emergency Gate Release
- ▶ Audible Alarm
- ▶ Auto Reverse
- ▶ Auto Shut-off



WHY WILDECK?



Because Your Space Matters

With a Wildeck solution, you'll gain valuable working, office, storage, or manufacturing areas at lower than new construction costs. Today, more facility managers look to Wildeck to put their space to work fast;

with minimal interruption and maximum results. *All because your space matters.*

Because Price and Value Matter

Of course price matters, it always does. But value matters more. Because better-built mezzanines, VRCs, and Guarding Products that are designed to be rugged, reliable, safe, and longer lasting, deliver a higher return for your investment. The value isn't always in the price today, but in your total cost of ownership over time.

You can depend on the material handling professionals at Wildeck to provide quality products and system designs that deliver value, functionality, and long-term cost efficiency for your operation...*because price and value matter.*

Because Service and Support Matter

Wildeck products are designed and built to be strong, rugged, and reliable; we back them with the best service and support in the industry.

- ▶ Responsive 24/7 live help line
- ▶ Expert assistance on permit and code issues
- ▶ Fully staffed and experienced customer service team
- ▶ P.E. seal and calculations for all 50 States, Puerto Rico, and Canada
- ▶ 48-hour quotation turnaround
- ▶ Wildeck representatives available for on-site assistance
- ▶ Qualified and experienced Wildeck representatives nationwide

At Wildeck, our customers' needs are always our first priority...from sales to engineering; computer-aided design to manufacturing; installation to service support...*every detail matters.*



Because Design Matters

Wildeck® products deliver more value because we go beyond just meeting your specifications.

We design products

and structures that are solid, rugged, and safe. A Wildeck design will meet your needs and enhance your investment with products that are just right for your material size, load, and handling requirements. You'll benefit from the years of application experience and engineering skill that we utilize for every project design. With Wildeck products, you'll receive the best possible solution at the best possible price.

Our designers and graduate engineers use the latest design software to provide innovative and accurate storing, lifting, and guarding solutions that will meet your requirements...*because design matters.*

- AutoCAD®
- Inventor®
- RAM®
- RAMCAD®
- Other Applications

Because Every Wildeck Customer Matters

Wildeck is a pioneer in the design of custom mezzanines, VRCs, and safety guarding products that meet the highest standards. We design in quality from the start to ensure that we achieve the highest customer satisfaction and future opportunities to serve your needs. Our industry experience and extensive manufacturing capability enables us to provide you with cost effective solutions backed by some of the most impressive guarantees in the industry.

- ▶ Ready for Shipment Guarantee
- ▶ 25-Year Structural Guarantee
- ▶ OSHA & Code Compliance Guarantee
- ▶ VRC Code Compliance Guarantee

Contact your Wildeck representative today, or call **1-800-325-6939**, and give us the opportunity to earn your business...*because every Wildeck customer matters.*



ELEVATE YOUR STANDARDS

405 Commerce Street
Waukesha, WI 53186
262-549-4000
800-325-6939
Fax 262-549-3466
info@wildeck.com

www.wildeck.com